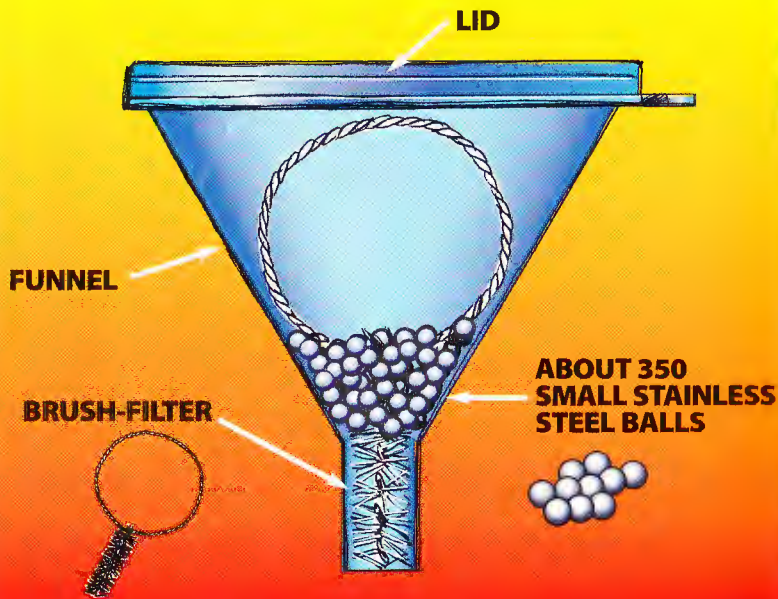



SIDE VIEW OF WASHING KIT




EASY "HOW TO USE" INSTRUCTIONS ON BACK



- Kit includes:**
- SMALL STAINLESS STEEL BALLS
 - FUNNEL WITH LID
 - BRUSH FILTER

DECANTER & BOTTLE WASHING KIT

DECANTER & BOTTLE WASHING KIT



Delicate glassware with narrow necks or irregular shapes are tricky and hard to clean.

This kit is an easy, safe, effective and dependable cleaning method for a variety of glassware.

It is 100% reusable and stores easily for continual use.

INSTRUCTIONS:

For the purpose of the instructions, the word "vessel" means any of the following:

- A. Decanters B. Bottles C. Vases D. Thermos Flasks
E. Antique Bottles F. Scientific Glassware and Apparatus

1. Fill vessel about 1/3 full with hot water.
2. Place funnel in neck of vessel, remove cover, then pull up on looped handle of filter-brush. This will release the small stainless steel balls into the bottom of the vessel.
3. Remove funnel from vessel and place filter-brush back in funnel.
4. Swish balls in vessel for a few minutes. The stainless steel balls will dislodge dried residue, sediments or dirt.
5. Hold funnel over a sink and empty balls and water into the funnel. The water will drain through the filter while the balls will be held in the funnel.
6. Put cover securely back on funnel and store kit ready for the next washing operation.
7. Rinse vessel to get rid of any loosened up residue.

NOTE:

- This is the safest way to wash delicate glassware with narrow necks.
- If neck of vessel is narrower than diameter of funnel, it will be necessary to feed the balls into the vessel by hand.
- The rest of the operations will remain the same, as described above.

DECANTER & BOTTLE WASHING KIT